

STEEL PACKAGE RECEIVER W/VISION PANEL

FEATURES:

- Can be mounted into wall up to 11.5" thick
- Exterior side has rain flange on top edge
- Adjustable frame on interior
- Prime painted finish
- Stainless steel doors as an option
- Wall opening size 15-1/2" x 15-1/2"
- Inside dimension 14-3/4" x 13-1/8" x 15-1/2"

BULLET RESISTANT GLAZING MATERIAL:

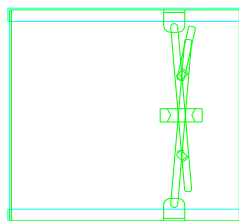
- | | |
|--|--------------------------|
| ▪ Bullet Resistant Acrylic Level 1 | 1-1/4" Uncoated & coated |
| ▪ Bullet Resistant Polycarbonate Level 1 | 3/4" BR750 Laminate |
| ▪ Bullet Resistant Acrylic Level 2 | 1-3/8" Coated |
| ▪ Bullet Resistant Polycarbonate Level 2 | 1" BR1000 Laminate |
| ▪ Bullet Resistant Acrylic Level 3 | 1-1/4" Coated |
| ▪ Bullet Resistant Polycarbonate Level 3 | 1-1/4" BR1250 Laminate |

SPECIFICATIONS:

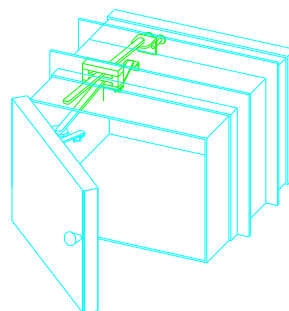
- **GLAZING:**
All glazing will be of a type listed by the Underwriter's Laboratories (UL), Standards 752 for bullet resistance.
- **HARDWARE:**
All teller counters are to be provided with all the necessary components and hardware needed for installation.
- **FINISH:**
All aluminum hardware, components, and accessories will be finished per the customer's specification.
- **CONSTRUCTION:**
All hardware and components will be completely prefabricated and ready for fast installation.

INSTALLATION:


Package receiver accommodates large items for transfer. It has an inter-locking mechanism to allow only one door access at a time to open. Front door can be locked from rear side with special locking bar. Closer is furnished on front door. The employee side door has a vision panel to see the contents inside the unit.



TOP VIEW



ISOMETRIC VIEW



FRONT VIEW